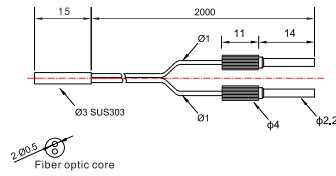


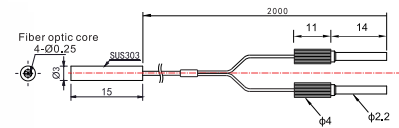
Diffuse reflection

PD-W32-Q



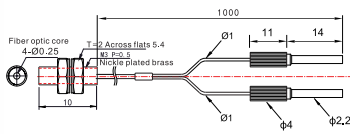
Size: $\phi 3$
 Minimum bending radius: R1
 Sensing distance: PG1:45mm

PD-W48



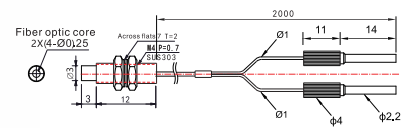
Size: $\phi 3$
 Minimum bending radius: R4
 Sensing distance: 200mm
 (Sensing distance varies with different amplifiers)

PD-W69Y



Size: M3
 Minimum bending radius: R4
 Sensing distance: PC1:110mm
 PG1:25mm

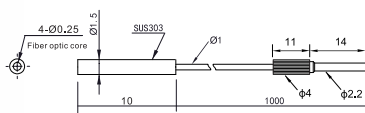

PD-W68



Size: M4
 Minimum bending radius: R4
 Sensing distance: PC1:100mm
 PG1:40mm

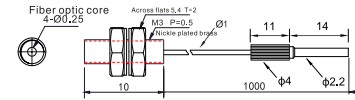
Thru-beam

PT-W59



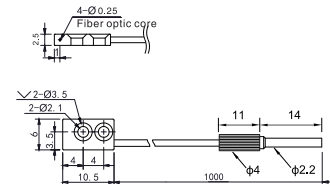

Size: $\phi 1.5$
 Minimum bending radius: R4
 Sensing distance: PC1:350mm
 PG1:100mm

PT-W79



Size: M3
 Minimum bending radius: R4
 Sensing distance: PC1:900mm
 PG1:120mm

PT-W57UF



Size: 6*10.5*2.5
 Minimum bending radius: R4
 Sensing distance: 490mm
 (Sensing distance varies with different amplifiers)

Fiber Optic

Slot Sensors

Photoelectric

Laser

Proximity

Displacement

Magnetic

Contact

Area

Ultrasonic

Vision

Vibration

Temperature

Annexes

Guidance

Fiber amplifiers

Standard economical

High stability

High performance type

High speed response

Fiber components

Popular type

Array-type

Flat bracket type

Side-view type

High elastic type

High temperature resistant

Small spot type

Combination type

High end type

Fiber lens

Fiber lens